

COMPACT

ARCHITECT L. O



024-014-2806

This series has been certified as an **"ECO-FRIENDLY BUILDING MATERIAL"** by the Singapore Environmental Council



space
Ceramics + Porcelain





WHITE
MATT
POLISHED



BEIGE
MATT
POLISHED



WHITE
STRUCTURED



BEIGE
STRUCTURED



WHITE
TEXTURED




BEIGE
TEXTURED





COFFEE
MATT
POLISHED  R9



BROWN
MATT
POLISHED  R9



COFFEE
STRUCTURED  R10



BROWN
STRUCTURED  R10



COFFEE
TEXTURED  R11



BROWN
TEXTURED  R11



ASH
MATT
POLISHED



GREY
MATT
POLISHED



ASH
STRUCTURED



GREY
STRUCTURED




ASH
TEXTURED



GREY
TEXTURED





BLACK
MATT
POLISHED



R9



BLACK
STRUCTURED



R10



BLACK
TEXTURED




R11



SIZES



R9/R10/R11



60x60
24"x24"



30x60
12"x24"



30x30
12"x12"

FINISH
MATT
POLISHED
STRUCTURED
TEXTURED

COLORS
WHITE
BEIGE
COFFEE
BROWN
ASH
GREY
BLACK

DECORS



HEXAGON
30x30 - 12"x12"



DIAMOND
30x30 - 12"x12"



CUBE
30x30 - 12"x12"



SLIM HEXAGON
30x30 - 12"x12"



STRIPS
30x60 - 12"x24"



STONE MOSAIC
30x60 - 12"x24"



ZIG ZAG
30x60 - 12"x24"



STONE STRIPS
30x60 - 12"x24"

TECHNICAL CHARACTERISTICS

		TECHNICAL FEATURES	SPECIFICATION	VALUE REQUIRED	*SPACE VALUES
REGULARITY CHARACTERISTICS		LENGTH AND WIDTH	ISO 10545-2	±0.6%	±0.03%
		THICKNESS	ISO 10545-2	±5.0%	-3%
		SQUARENESS	ISO 10545-2	±0.6%	0.04%
		STRAIGHTNESS OF THE EDGES	ISO 10545-2	±0.5%	0.01%
		FLATNESS	ISO 10545-2	±0.5%	0.08%
STRUCTURAL CHARACTERISTICS		WATER ABSORPTION	ISO 10545-3	≤0.5%	0.06%
		BREAKING STRENGTH	ISO 10545-4	≥1300 N	2489 N
		MODULUS OF RUPTURE		≥35 N/mm ²	50.6 N/mm ²
CHEMICAL CHARACTERISTICS		CHEMICAL RESISTANCE	ISO 10545-13	TEST METHOD AVAILABLE DECLARED VALUE	GA
		RESISTANCE TO STAINING	ISO 10545-14	TEST METHOD AVAILABLE DECLARED VALUE	PASSED
SAFETY CHARACTERISTICS		SLIP RESISTANCE INCLINED PLATFORM	DIN 51130	TEST METHOD AVAILABLE	R9/R10/R11
			DIN 51097		

SIZE, WEIGHT AND PACKAGING

SIZE	PIECES/BOX	MQ/BOX	KG/BOX	MQ/PALLET	KG/PALLET	BOX/PALLET
60x60	4	1.44	32	57.6	1305	40
30x60	8	1.44	32	57.6	1305	40
30x30	11	0,99	22	65,34	1477	66

FORMATS

	60x60	30x60	30x30
WHITE	◇ □ ■ ▲	◇ □ ■ ▲	◇ □ ■ ▲
BEIGE	◇ □ ■ ▲	◇ □ ■ ▲	◇ □ ■ ▲
COFFEE	◇ □ ■ ▲	◇ □ ■ ▲	◇ □ ■ ▲
BROWN	◇ □ ■ ▲	◇ □ ■ ▲	◇ □ ■ ▲
ASH	◇ □ ■ ▲	◇ □ ■ ▲	◇ □ ■ ▲
GREY	◇ □ ■ ▲	◇ □ ■ ▲	◇ □ ■ ▲
BLACK	◇ □ ■ ▲	◇ □ ■ ▲	◇ □ ■ ▲

◇ MATT □ POLISHED ■ STRUCTURED ▲ TEXTURED

THICKNESS



RECTIFIED



PLEASE PASTE YOUR NAMECARD HERE