


SANDSTONE

ARCHITECT 6. 0







WHITE
MATT



LATTE
MATT



WHITE
POLISHED



LATTE
POLISHED



WHITE
STRUCTURED



LATTE
STRUCTURED




GREY
MATT



BLACK
MATT



GREY
POLISHED



BLACK
POLISHED



GREY
STRUCTURED



BLACK
STRUCTURED






SIZES



R10/R11



60x60
24"x24"



30x60
12"x24"



30x30
12"x12"

FINISH
MATT
POLISHED
STRUCTURED

COLORS
WHITE
LATTE
GREY
BLACK

DECORS



HEXAGON
30x30 - 12"x12"



DIAMOND
30x30 - 12"x12"



CUBE
30x30 - 12"x12"



SLIM HEXAGON
30x30 - 12"x12"



STRIPS
30x60 - 12"x24"



STONE MOSAIC
30x60 - 12"x24"



ZIG ZAG
30x60 - 12"x24"



STONE STRIPS
30x60 - 12"x24"

TECHNICAL CHARACTERISTICS

		TECHNICAL FEATURES	SPECIFICATION	VALUE REQUIRED	*SPACE VALUES
REGULARITY CHARACTERISTICS		LENGTH AND WIDTH	ISO 10545-2	± 0.6%	± 0.03%
		THICKNESS	ISO 10545-2	± 5.0%	-3%
		SQUARENESS	ISO 10545-2	± 0.6%	0.04%
		STRAIGHTNESS OF THE EDGES	ISO 10545-2	± 0.5%	0.01%
		FLATNESS	ISO 10545-2	± 0.5%	0.08%
STRUCTURAL CHARACTERISTICS		WATER ABSORPTION	ISO 10545-3	≤ 0.5%	0.06%
		BREAKING STRENGTH	ISO 10545-4	≥ 1300 N	2489 N
MODULUS OF RUPTURE		≥ 35 N/mm ²		50.6 N/mm ²	
CHEMICAL CHARACTERISTICS		CHEMICAL RESISTANCE	ISO 10545-13	TEST METHOD AVAILABLE DECLARED VALUE	GA
		RESISTANCE TO STAINING	ISO 10545-14	TEST METHOD AVAILABLE DECLARED VALUE	PASSED
SAFETY CHARACTERISTICS		SLIP RESISTANCE INCLINED PLATFORM	DIN 51130	TEST METHOD AVAILABLE	R10/R11
			DIN 51097		

SIZE, WEIGHT AND PACKAGING

SIZE	PIECES/BOX	MQ/BOX	KG/BOX	MQ/PALLET	KG/PALLET	BOX/PALLET
60x60	4	1.44	32	51.84	1177	36
30x60	6	1.08	24	51.84	1177	48
30x30	10	0.9	24	59.4	1609	66

FORMATS

	60x60	30x60	30x30
WHITE	<input checked="" type="checkbox"/> <input checked="" type="checkbox"/> <input checked="" type="checkbox"/>	<input checked="" type="checkbox"/> <input checked="" type="checkbox"/> <input checked="" type="checkbox"/>	<input checked="" type="checkbox"/> <input checked="" type="checkbox"/> <input checked="" type="checkbox"/>
LATTE	<input checked="" type="checkbox"/> <input checked="" type="checkbox"/> <input checked="" type="checkbox"/>	<input checked="" type="checkbox"/> <input checked="" type="checkbox"/> <input checked="" type="checkbox"/>	<input checked="" type="checkbox"/> <input checked="" type="checkbox"/> <input checked="" type="checkbox"/>
GREY	<input checked="" type="checkbox"/> <input checked="" type="checkbox"/> <input checked="" type="checkbox"/>	<input checked="" type="checkbox"/> <input checked="" type="checkbox"/> <input checked="" type="checkbox"/>	<input checked="" type="checkbox"/> <input checked="" type="checkbox"/> <input checked="" type="checkbox"/>
BLACK	<input checked="" type="checkbox"/> <input checked="" type="checkbox"/> <input checked="" type="checkbox"/>	<input checked="" type="checkbox"/> <input checked="" type="checkbox"/> <input checked="" type="checkbox"/>	<input checked="" type="checkbox"/> <input checked="" type="checkbox"/> <input checked="" type="checkbox"/>

MATT POLISHED STRUCTURED

THICKNESS 10mm RECTIFIED

PLEASE PASTE YOUR NAMECARD HERE