


DOWNTOWN

CEMENT 4. 0



space
Ceramics + Porcelain





BEIGE
MATT



R9



SAND
MATT



R9



GREY
MATT



R9




ASH
MATT



R9



SIZES



45x90
18"x36"

30x90
12"x36"

22.5x90
9"x36"

15x90
6"x36"




R9

FINISH
MATT

COLORS
BEIGE
GREY
SAND
ASH

DECORS



HEXAGON
30x30 - 12"x12"



DIAMOND
30x30 - 12"x12"



CUBE
30x30 - 12"x12"



SLIM HEXAGON
30x30 - 12"x12"




STRIPS
30x60 - 12"x24"



STONE MOSAIC
30x60 - 12"x24"













ZIG ZAG
30x60 - 12"x24"





STONE STRIPS
30x60 - 12"x24"

















TECHNICAL CHARACTERISTICS

		TECHNICAL FEATURES	SPECIFICATION	VALUE REQUIRED	*SPACE VALUES
REGULARITY CHARACTERISTICS		LENGTH AND WIDTH	ISO 10545-2	± 0.6%	± 0.03%
		THICKNESS	ISO 10545-2	± 5.0%	-3%
		SQUARENESS	ISO 10545-2	± 0.6%	0.04%
		STRAIGHTNESS OF THE EDGES	ISO 10545-2	± 0.5%	0.01%
		FLATNESS	ISO 10545-2	± 0.5%	0.08%
STRUCTURAL CHARACTERISTICS		WATER ABSORPTION	ISO 10545-3	≤ 0.5%	0.06%
		BREAKING STRENGTH	ISO 10545-4	≥ 1300 N	2489 N
		MODULUS OF RUPTURE		≥ 35 N/mm ²	50.6 N/mm ²
CHEMICAL CHARACTERISTICS		CHEMICAL RESISTANCE	ISO 10545-13	TEST METHOD AVAILABLE DECLARED VALUE	GA
		RESISTANCE TO STAINING	ISO 10545-14	TEST METHOD AVAILABLE DECLARED VALUE	PASSED
SAFETY CHARACTERISTICS		SLIP RESISTANCE INCLINED PLATFORM	DIN 51130	TEST METHOD AVAILABLE	R9
			DIN 51097		

SIZE, WEIGHT AND PACKAGING

						
SIZE	PIECES/BOX	MQ/BOX	KG/BOX	MQ/PALLET	KG/PALLET	BOX/PALLET
45x90	3	1,22	31,5	72,9	1915	60
30x90	3	0,81	21	45,36	1201	56
22,5x90	3	0,61	16	34,02	921	56
15x90	6	0,81	21	45,36	1201	56

FORMATS

	45x90	30x90	22,5x90	15x90
BEIGE				
GREY				
SAND				
ASH				

 MATT

THICKNESS



RECTIFIED



PLEASE PASTE YOUR NAMECARD HERE