



EARTH

CEMENT I. O







WHITE
MATT
LAPPATO



IVORY
MATT
LAPPATO



WHITE
STRUCTURED



IVORY
STRUCTURED





★ NOT IN REGULAR PRODUCTION



BEIGE
MATT
LAPPATO



BROWN
MATT
LAPPATO




BEIGE
STRUCTURED*



BROWN
STRUCTURED



LATTE
MATT
LAPPATO



GREY
MATT
LAPPATO



LATTE
STRUCTURED



GREY
STRUCTURED





BLACK
MATT
LAPPATO



R10



BLACK
STRUCTURED




R11



SIZES




R10/R11



60x60
24"x24"



30x60
12"x24"



30x30
12"x12"

FINISH
MATT
LAPPATO
STRUCTURED

COLORS
WHITE
IVORY
BEIGE
LATTE
BROWN
GREY
BLACK

DECORS



HEXAGON
30x30 - 12"x12"




DIAMOND
30x30 - 12"x12"




CUBE
30x30 - 12"x12"



SLIM HEXAGON
30x30 - 12"x12"



STRIPS
30x60 - 12"x24"



STONE MOSAIC
30x60 - 12"x24"



ZIG ZAG
30x60 - 12"x24"



STONE STRIPS
30x60 - 12"x24"

TECHNICAL CHARACTERISTICS

		TECHNICAL FEATURES	SPECIFICATION	VALUE REQUIRED	*SPACE VALUES
REGULARITY CHARACTERISTICS		LENGTH AND WIDTH	ISO 10545-2	± 0.6%	± 0.03%
		THICKNESS	ISO 10545-2	± 5.0%	-3%
		SQUARENESS	ISO 10545-2	± 0.6%	0.04%
		STRAIGHTNESS OF THE EDGES	ISO 10545-2	± 0.5%	0.01%
		FLATNESS	ISO 10545-2	± 0.5%	0.08%
STRUCTURAL CHARACTERISTICS		WATER ABSORPTION	ISO 10545-3	≤ 0.5%	0.06%
		BREAKING STRENGTH	ISO 10545-4	≥ 1300 N	2489 N
		MODULUS OF RUPTURE		≥ 35 N/mm ²	50.6 N/mm ²
CHEMICAL CHARACTERISTICS		CHEMICAL RESISTANCE	ISO 10545-13	TEST METHOD AVAILABLE DECLARED VALUE	GA
		RESISTANCE TO STAINING	ISO 10545-14	TEST METHOD AVAILABLE DECLARED VALUE	PASSED
SAFETY CHARACTERISTICS		SLIP RESISTANCE INCLINED PLATFORM	DIN 51130	TEST METHOD AVAILABLE	R10/R11
			DIN 51097		

SIZE, WEIGHT AND PACKAGING

SIZE	PIECES/BOX	MQ/BOX	KG/BOX	MQ/PALLET	KG/PALLET	BOX/PALLET
60x60	4	1,44	32	57,6	1305	40
30x60	8	1,44	32	57,6	1305	40
30x30	11	0,99	22	53,46	1213	54

FORMATS

	60x60	30x60	30x30
WHITE			
IVORY			
BEIGE			
LATTE			
BROWN			
GREY			
BLACK			

◇ MATT ● LAPPATO ■ STRUCTURED

THICKNESS



RECTIFIED



PLEASE PASTE YOUR NAMECARD HERE