

# STUDIO CERAMICS



## BERLIN

Carved In Elegance, Fashioned From The Splendor  
Of Iranian Tulip Marble

# INTRODUCTION



## Studio Berlin | Pietra

Fashioned from Iranian Tulip Marble, the Studio Berlin series emerges as a stunning rendition, elegantly refining the natural veins to unveil a contemporary and luxurious marble design.

Experience the allure of Studio Berlin in its 5 distinctive colors – Ivory, Crema, Taupe, Grigio, and Platinum, each presenting the captivating beauty of Iranian Tulip in nuanced and captivating ways.

The unique veining gracefully flows across 9 faces, enhancing the aesthetic appeal with a touch of sophistication.

Offering versatility beyond compare, Studio Berlin comes in 3 refined finishes - Matt R10, Lappato, and Polished.

In addition to this, the series is available in 3 adaptable formats – 60x60cm, 30x60cm, and 30x30cm. This extensive range allows you to seamlessly align this marble masterpiece with your envisioned designs.

Rest assured, its low water absorption rate of less than 0.5% not only underscores its resilience but also makes it a reliable choice for various environments.

Choose Studio Berlin for a harmonious blend of refined aesthetics, versatility, and enduring luxury that transcends the ordinary.






## COLORS & SURFACES



Ivory

MATT R10  
LAPPATO  
POLISHED




Crema

MATT R10  
LAPPATO  
POLISHED




Taupe

MATT R10  
LAPPATO  
POLISHED\*\*



Grigio

MATT R10  
LAPPATO  
POLISHED




Platinum

MATT R10  
LAPPATO  
POLISHED\*\*



## FORMATS



60x60cm



30x60cm

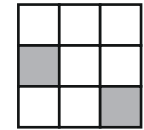


30x30cm

## APPLICATIONS

- FLOOR
- WALL
- RESIDENTIAL
- COMMERCIAL
- OUTDOOR

## SHADE



SLIGHT  
APPEARANCE  
**V2**

\*\* NOT IN REGULAR PRODUCTION

# **berlin ivory**

*The gentle allure of Berlin Ivory transcends trends, offering a timeless and soothing presence that harmonizes seamlessly with diverse design preference.*









*Whether paired with modern or classic design elements, Berlin Ivory radiates a versatile charm, adapting to various ambiance styles with ease.*

# berlin crema

*Berlin Crema showcases delicate soft marble grains with a blend of soft cream hues that will lend an undeniable warm, refined and relaxing haven.*







**berlin crema** 9 faces





*Berlin Crema, the perfect neutral shade, effortlessly enhances your space by allowing furnishings to take center stage, creating an illusion of spaciousness and brightness.*

# berlin taupe

*Berlin Taupe, a master of ambiance, effortlessly crafts a soothing atmosphere, making it the quintessential shade for spaces where rest and tranquillity are paramount.*







**berlin taupe** 9 faces





*Command attention and exude sophistication as Berlin Taupe dominates and transforms your spaces with an air of unparalleled elegance.*



# berlin grigio

*In the realm of sophistication, Berlin Grigio reigns supreme,  
presenting a modern and polished look.*





**berlin grigio** 9 faces





*The sleek and refined appearance, coupled with the intricate marble veining, creates an ambiance that is effortlessly stylish and enduringly timeless.*

# berlin platinum

*Berlin Platinum, a radiant symphony of modern chic, unveils its unique shade, weaving an ambiance of refined luxury through your space.*





















*Berlin Platinum embodies contemporary sophistication with its sleek and polished demeanor, while the distinctive marble veining introduces an exquisite touch of timeless beauty.*



# technical characteristics

	TECHNICAL FEATURES	SPECIFICATION	VALUE REQUIRED	*OUR VALUES (SETSCO)
	LENGTH AND WIDTH	ISO 10545-2	± 0.6%	0.07%
	THICKNESS	ISO 10545-2	± 5.0%	- 0.16%
	SQUARENESS	ISO 10545-2	± 0.5%	0.04%
	STRAIGHTNESS OF THE EDGES	ISO 10545-2	± 0.5%	0.01%
	FLATNESS	ISO 10545-2	± 0.5%	0.13%
	WATER ABSORPTION	ISO 10545-3	≤ 0.5%	0.32%
	BREAKING STRENGTH MODULUS OF RUPTURE	ISO 10545-4	≥ 1300 N ≥ 35 N/mm <sup>2</sup>	1620.1 N 38.6 N/mm <sup>2</sup>
	CHEMICAL RESISTANCE	ISO 10545-13	TEST METHOD AVAILABLE DECLARED VALUE	GA/GLA
	RESISTANCE TO STAINING	ISO 10545-14	TEST METHOD AVAILABLE DECLARED VALUE	CLASS 5
	SLIP RESISTANCE INCLINED PLATFORM	DIN 51130 DIN 51097	TEST METHOD AVAILABLE	R10 MATT

# size, weight and packaging



SIZE	PIECES/BOX	MQ/BOX	KG/BOX	MQ/PALLET	KG/PALLET	BOX/PALLET
60x60	4	1.44	30	57.60	1220	40
30x60	8	1.44	30	57.60	1220	40
30x30	11	0.99	21	53.46	1150	54

60x60CM POLISHED TILES THICKNESS 

60x60CM MATT TILES THICKNESS 

RECTIFIED 

