

# STU IO

CERAMICS



# EVEREST

Basaltina-Inspired Beauty In Every Delicate Vein and Hue

# INTRODUCTION



## Studio Everest

Dive into the timeless charm of Studio Everest Series, a delightful tribute to the enduring beauty of Basaltina stone.

Immerse yourself in the soothing consistency of color and tone, where delicate veins and pastel hues gracefully play across 9 faces, ensuring a visually pleasing and stable ambiance.

Unveiling the joy in simplicity, Studio Everest offers a palette of 4 elegant colors – White, Grigio, Ash, and Nero. Choose your preferred finish – Matt R10 or Lappato – and let the creativity flow.

Enjoy the joy of design in 3 convenient sizes – 60x60cm, 30x60cm, and 30x30cm – as Studio Everest becomes your versatile canvas. With a low water absorption rate of less than 0.5%, it's not just about aesthetics but also practicality.


Incorporate Studio Everest into your projects, where the pleasure of classic design meets the ease of contemporary functionality. Enjoy the journey of creating spaces that are both timeless and delightful.



## COLORS



White



Grigio



Ash



Nero




## SURFACES

MATT R10

LAPPATO

## FORMATS



60x60cm



30x60cm



30x30cm

## APPLICATIONS



FLOOR



WALL



RESIDENTIAL

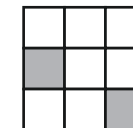


COMMERCIAL



OUTDOOR

## SHADE





SLIGHT  
APPEARANCE

**V2**

# **everest white**

*Everest White, natural with a touch of class, creates a clean, comfortable and elegant touch to any room.*






*Embark on a design journey with Everest White, an immaculate canvas of purity that beckons luminosity to gracefully dance through your space.*



# everest grigio

*With intense depth, this brilliant grey with harmonised texture surface evokes a timeless and monumental look.*









*Everest Grigio, an artistic expression that goes beyond design, capturing hearts with its unique ability to evoke both serenity and timeless allure.*



# everest ash

*Everest Ash, simply beautiful, seamlessly blends elegance, traditional charm, and contemporary allure into a harmonious composition.*








*Unveil the modern mystique of Everest Ash, where each glance reveals a delicate dance between contemporary chic and timeless grace.*

# **everest nero**

*The rich dark tone underlines the eternal strength and inherent beauty of a natural stone and gives a feeling of opulence and luxury.*

















*Perfect for elevating the ambiance of upscale hotels, restaurants, and office spaces, Everest Nero introduces a new level of luxury with its rich and opulent aesthetic.*

# technical characteristics

TECHNICAL FEATURES	SPECIFICATION	VALUE REQUIRED	*OUR VALUES (SETSCO)
	LENGTH AND WIDTH	ISO 10545-2	± 0.6% 0.07%
	THICKNESS	ISO 10545-2	± 5.0% - 0.16%
	SQUARENESS	ISO 10545-2	± 0.5% 0.04%
	STRAIGHTNESS OF THE EDGES	ISO 10545-2	± 0.5% 0.01%
	FLATNESS	ISO 10545-2	± 0.5% 0.13%
	WATER ABSORPTION	ISO 10545-3	≤ 0.5% 0.32%
	BREAKING STRENGTH MODULUS OF RUPTURE	ISO 10545-4	≥ 1300 N ≥ 35 N/mm <sup>2</sup> 1620.1 N 38.6 N/mm <sup>2</sup>
	CHEMICAL RESISTANCE	ISO 10545-13	TEST METHOD AVAILABLE DECLARED VALUE GA/GLA
	RESISTANCE TO STAINING	ISO 10545-14	TEST METHOD AVAILABLE DECLARED VALUE CLASS 5
	SLIP RESISTANCE INCLINED PLATFORM	DIN 51130 DIN 51097	TEST METHOD AVAILABLE R10 MATT

# size, weight and packaging



SIZE	PIECES/BOX	MQ/BOX	KG/BOX	MQ/PALLET	KG/PALLET	BOX/PALLET
60x60	4	1.44	30	57.60	1220	40
30x60	8	1.44	30	57.60	1220	40
30x30	11	0.99	21	53.46	1150	54

60x60CM POLISHED TILES THICKNESS 

60x60CM MATT TILES THICKNESS 

RECTIFIED 



